

## 20-Station 316L Air Manifold - Direct Mounting - Double Aligned - Lockable - PED Approved.

### Applications

- Instrument Air distribution
- Signal Air Isolation
- Signal Air lock-out

### Technical Specifications

<b>Manifold Body:</b>	316L-TP ASTM A312/ASME
<b>Isolation Valves:</b>	ASTM-A351-CF8M
<b>Inlet Port:</b>	Rp 3/4" BSPT or NPT
<b>Isolation Valve Ports:</b>	Rp 1/4" BSPT or NPT
<b>Drain Valve Port:</b>	Rp 1/4" BSPT or NPT
<b>Stem Packing:</b>	PTFE
<b>Valve Stem:</b>	316 Stainless Steel
<b>Valve Sleeve:</b>	Red Vinyl Plastic
<b>End Fittings:</b>	316L-TP ASTM A 276-10
<b>Isolation Valves Certified:</b>	PED 97/23/EC
<b>Manifold Cert Compliance:</b>	PED 97/23/EC

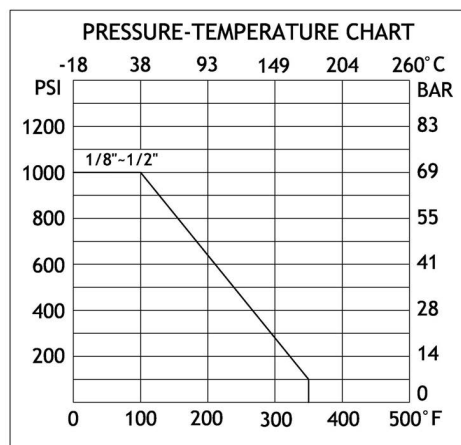
<b>Operating Temperature:</b>	-20 to +150°C
<b>Working Pressure:</b>	150 psi (10bar)
<b>Factory Test Pressure:</b>	215 psi (15bar)
<b>Valve Pressure Rating:</b>	See Graph

<b>O.A.L. c/w Drain Valve:</b>	688mm
<b>O.A.L. w/o Drain Valve:</b>	650mm
<b>Isolation v/v Spacing:</b>	50 mm
<b>Surface Finish:</b>	Standard Polish



### Order Code

Description	Part Number
20-Stn 316 Air Manifold	<b>AH34RP20DL-14RCS</b>
Double Aligned.	
Lockable.	



## 20-Station 316L Air Manifold - Direct Mounting - Double Aligned - Lockable - PED Approved

### Product Features


**Traceability:** Each RCC Manifold carries a unique identifying code. This code provides a method for tracing materials and is an important part of quality assurance and control.



**Output Connections:** Rp 1/4", 316 Compression, Quick Fit.

**Lockable:** All RCC Manifold Valves are lockable.

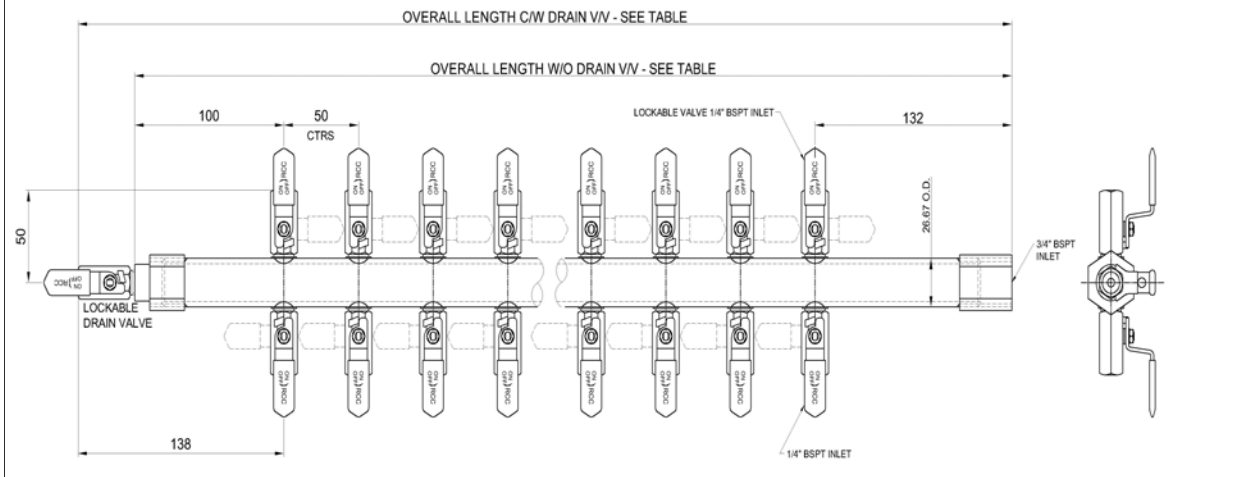
**Logos:** Available (quantity dependent)



Special products can be supplied to order. Quantities required will affect unit price and initial leadtime may be extended.

NO. OF OUTLETS DOUBLE SIDE	OVERALL LENGTH IN mm W/O DRAIN V/V	OVERALL LENGTH IN mm C/W DRAIN V/V
4	250.0	288.0
6	300.0	338.0
8	350.0	388.0
10	400.0	438.0
12	450.0	488.0
14	500.0	538.0
16	550.0	588.0
18	600.0	638.0
20	650.0	688.0
22	700.0	738.0
24	750.0	788.0
26	800.0	838.0
28	850.0	888.0
30	900.0	938.0

**NOTES:**  
 MAX WORKING TEMPERATURE PTFE PACKING = 200°C  
 TESTED COLD WORKING PRESSURE = 15BAR  
 LOCKABLE VALVES WILL HAVE RED VINYL SLEEVES



Design and materials may change without notice